



# (Faculty) Course Evaluation End-Of-Semester Reports

-  This article is to help **faculty** interpret their Course Evaluation reports at the end of the semester. The anonymized reports are sent out to individual faculty and their respective department inboxes **after grades are due for the semester**.


## Article Overview

- [Current University Evaluation Survey](#)
  - [Example Report and Legend](#)
  - [Interpret the Report](#)
- 

## Current University Evaluation Survey

-  Questions and format of course evaluations are approved by the Academic Senate FAC subcommittee, located at the [Academic Policies archive](#).

[The current Student Experience Survey can be viewed at this document.](#)

-  Departments may add 3 additional department-specific questions in addition to the Academic Senate approved survey.

Please contact the Evaluation Coordinator at <https://www.csueastbay.edu/online/course-eval> before the third week of the semester.

---

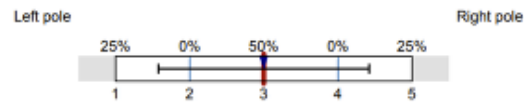
## Example Report and Legend

Download an example report identical to the report generated for faculty at the end of every semester below. Refer to the Legend to understand the numerations to the right of each rated scaling question.



## Legend

Question text



n=No. of responses  
av.=Mean  
md=Median  
dev.=Std. Dev.  
ab.=Abstention

## Interpret the Report

The top header of the report contains important information such as:

- Instructor Name
- Course Name and Course ID
- Number of Responses
- Number of Students Enrolled in the Course
- Response Rate Percentage

InstructorFirstName InstructorLastName

Course Name (20235\_COURSEID\_101\_01\_1)

No. of responses = 3

No. of enrolled = 5

% returned = 60

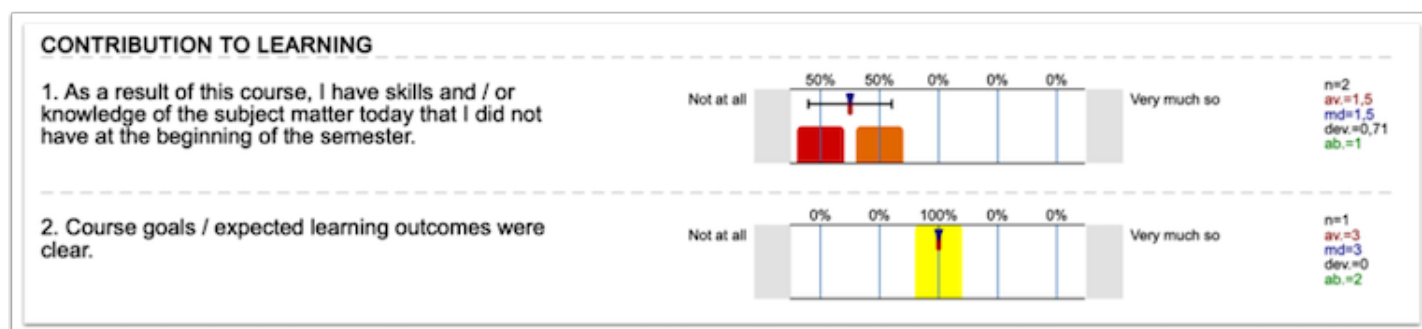


## The first majority of the evaluation

The first majority of the evaluation are scaling questions that range from:

1. **Not at all**
2. **Somewhat**
3. **Sufficiently**
4. **Mostly**
5. **Very much so**

💡 Refer to the [Scaling Question Legend from above](#) to interpret the meaning of the statistics to the right of each question.



## Question 9

Question 9 is a multiple-answer question. The report will track the number of responses for each answer. To the far right is the total sum of students responding to Question 9.

**YOUR APPROACH TO THE COURSE**

9. Instructions: Select all statements that apply to your experience in the course.

I took this course because it is a requirement for my program. ☐ 1

I started this course with substantial skills and knowledge of the subject matter. ☐ 1

I really cared about learning the material. ☐ 0

I tried to get the best possible grade in this course. ☐ 1

I regularly attended class except on rare, unavoidable occasions. ☐ 1

I was an active participant in class meetings and discussions. ☐ 0

I followed a study plan and/or worked with a study group. ☐ 1

I sought advice/help from the instructor when I needed it. ☐ 1

I provided feedback to the instructor about the course during the semester. ☐ 2

n=3

## Question 10

Question 10 is an optional form that students can fill in to provide written feedback for the instructor and course. All student feedback is anonymized and appended into the report

**10. FEEDBACK (OPTIONAL)**

What additional feedback do you have about the course? Are there particular aspects (assignments, readings, topics, policies) that should be continued or reconsidered if it is taught again?

- Teacher said I will get extra 20% extra credit if I do this.
- Test Raj
- Test — Kara